



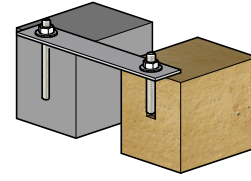
H1 Strap & Pin



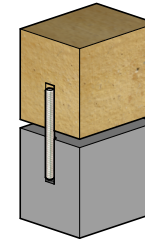
H2 Z-Anchor



H3 Split Tail Anchor




H4 Strap Anchor

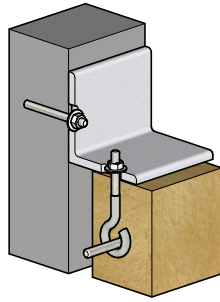


H5 Dowel


H-Series: Anchors into horizontal faces (top/bottom) of terra cotta units via kerf or drilled hole



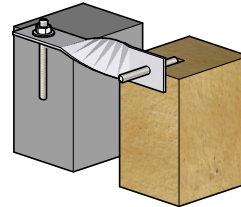
V1 Strap & Pin



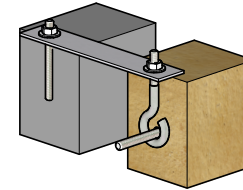
V3 Hung J-Bolt



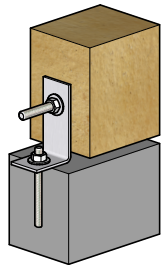
V4 J-Bolt



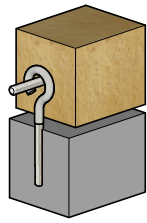
V5 Twisted Strap



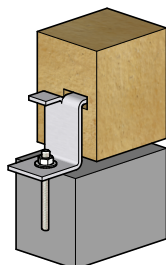
V6 J-Bolt & Strap



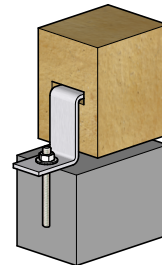
V7 Strap & Pin



V8 J-Bolt & Dowel



V10 Split Tail Anchor



V11 Z-Anchor

V-Series: Anchors into vertical faces (sides/back) of terra cotta units via kerf or drilled hole, or in mortar joint between units.

Typical Terra Cotta Anchoring Conditions

Detail 11.410.0121 Scale: 1 1/2" = 1'-0" Rev. 04/16/18

International Masonry Institute



800-IMI-0988 www.imiweb.org