




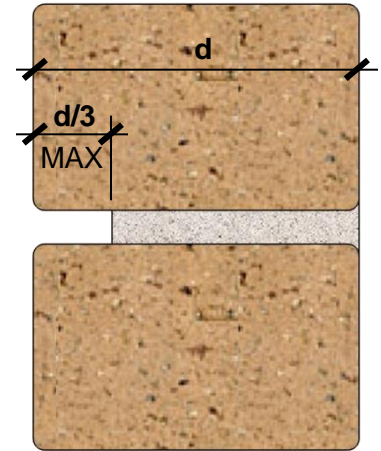
1. DETERIORATED MORTAR




2. JOINT GROUND TO INCORRECT PROFILE




3. JOINT GROUND TO INCORRECT PROFILE




4. JOINT RAKED TO SOUND MORTAR ($d/3$ MAX.) AND GROUND TO 90° PROFILE




5. 1/4" LIFT, FIRST PASS



6. 1/4" LIFTS, SUBSEQUENT PASSES



7. FINAL PASS INCORRECTLY SMEARED ABOUT BRICK EDGES RESULTS IN EXAGGERATED JOINT WIDTH



8. FINAL PASS TOOLED TO CONCAVE OR VEE PROFILE TO MATCH EXISTING

REPOINTING DETAIL

DIAGRAM 10.410.0101

REV. 08/21/09

International Masonry Institute



800-IMI-0988 www.imiweb.org

© 2011 INTERNATIONAL MASONRY INSTITUTE